



## WILLIAMSON COUNTY SHERIFF'S OFFICE

**JEFF HUGHES, SHERIFF**

408 CENTURY COURT  
FRANKLIN, TENNESSEE 37064

(615) 790-5560



To: WCSO Staff  
County Commissioners  
Mayor Rogers Anderson

Date: February 19, 2025

Greetings to all. I'm happy to provide you with the monthly report for January 2025. We have added some additional charts and I would also note the comparative data now reflects the current month of this year (2025) to the same month last year (2024). This gives us a perspective of what today's data looks like compared to this time last year.

Staff is now in "full" budget mode as we prepare to submit our budget proposal for the upcoming fiscal year. Additionally, I want to report that we recently had a Jail Project kick-off meeting and scheduled meeting dates every other week for the foreseeable future. Today marked our first full day meeting with staff and the design team to review floor plans as we continue to focus on operational efficiencies with the design of the new facility. We had a very productive day that generated lots of proposed revisions to include opportunities for cost savings through valued engineering. I think anyone present will tell you, the overall theme of the day was "where can we cut cost". I have included two photos with this correspondence that depicts our collaborative efforts today. As always, I'm available should you have any questions.

### **Sheriff Jeff Hughes**

**Williamson County Sheriff's Office**  
408 Century Court, Franklin TN 37064  
Phone: (615) 790-5560 Ext. 3203  
Web: [WilliamsonCountySheriffTN.com](http://WilliamsonCountySheriffTN.com)  
Email: [County.Sheriff@WilliamsonCounty-TN.gov](mailto:County.Sheriff@WilliamsonCounty-TN.gov)



## WCSO Monthly Activity Report: JANUARY 2025

### Staffing Table

SHERIFF'S OFFICE	Actual	Vacant	Authorized Positions
Sheriff and Deputy Chiefs	5	0	5
CID, Narcotics, K-9	23	4	27
Civilian Positions	23	3	26
Patrol, Traffic	48	9	57
PIO, Recruitment, Crime Prevention	2	1	3
Special Ops	1	1	2
SRO	76	5	81
Training	8	0	8
Warrants, Court Services	36	2	38
<b>TOTAL</b>	<b>222</b>	<b>25</b>	<b>247</b>

DETENTION	Actual	Vacant	Authorized Positions
Detention <i>TCI</i>	59	17	76
Detention <i>POST</i>	3	0	3
Civilian <i>Admin</i>	4	0	4
Civilian <i>Booking</i>	8	0	8
Civilian <i>Classification</i>	4	0	4
Civilian <i>Food Services</i>	5	0	5
Civilian <i>Maintenance</i>	3	0	3
<b>TOTAL</b>	<b>92</b>	<b>11</b>	<b>103</b>

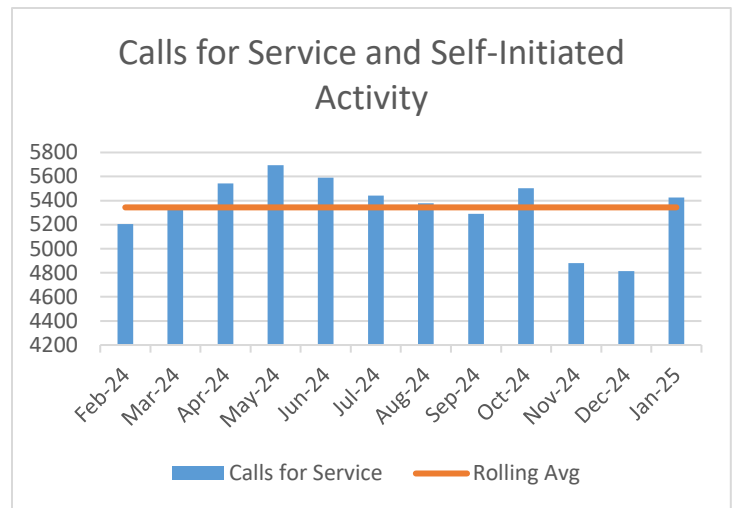
### Hiring Efforts

WCSO received 39 applications during the month and progressed 8 into the background phase. There were also nine new hires: Training (1), Patrol (1), SRO (1), Court Services (2), Records (1), CID (1), and Detention (2).

## Agency Service Activity

CAD Calls for Service			
	2025	2024	+/-
<b>JAN</b>	5427	5318	109

*Note: Williamson County Emergency Communications categorizes CAD call types by problem or activity based on initial descriptions provided to them. They may not reflect what responding deputies encountered upon arrival.*



911 Abandoned Call	34	Drug Overdose	2	Shooting Report - Law Only	2
911 Misdial	1	Escort	16	Shots Fired In Area	7
911 Open Line	31	Fight	1	Speak to Subject	6
911 Transferred Call	1	Follow Up Report	53	Structure Fire	5
Abandoned Auto	9	Fraud	25	Suicide Attempt	2
Alarm / Burglar	122	Harassing Threats	26	Suicide Threats	3
Alarm Holdup/Distress/Panic	18	Harassment	11	Suspicious Activity	12
Animal Calls - Law	23	Information Only	23	Suspicious Person	12
Assault EMS Needed	1	Intoxicated Person	3	Suspicious Vehicle	34
Assault Report - Law Only	15	Locked In Vehicle	1	Theft Report	13
Assault Sexual	1	Missing Person Juvenile	7	Traffic Enforcement	30
Assist Another Agency	64	MVC Auto	148	Traffic Stop	1250
Attempt to Contact	4	MVC Bus - No Kids	2	Trespassing	3
Auto Broken Down	116	MVC Injury	65	Unknown Trouble	4
Auto Theft Report / Recovery	2	Narcotics	8	Unruly Juvenile	3
Be On The Lookout	28	Noise Complaint	4	Unwanted Subject	4
Burglary In Progress	5	Open Door	2	Vapor Gas Leak / Odor	3
Burglary Report	1	Parking Problem	1	Vehicle Fire	6
Cardiac / Respiratory Arrest	14	Prisoner Transport	108	Warrant Service	533
Check Area	55	Property (Lost Found Damaged)	45	Watch List	1
Child Abuse	2	Psychological Emergency	7	WCSO Market Check	147
Citizen Assist	84	Pursuit Vehicle	4	WCSO Security Check	1628
Civil Matter	21	Reckless Driver	14	WCSO Stationary Observation	269
Civil Standby	4	Roadway Hazard	39	Welfare Check	38
Disorder	8	Search Warrant	2	Wires_Down	4
Disorder Domestic	10	Self Initiated Activity	117	<b>Grand Total</b>	<b>5427</b>

Incident Based Reporting (TIBRS/NIBRS) / Agency Crime Summary Current as of 02/13/2025

TCA 38-10-101 mandates the reporting of crime statistics. The Tennessee Incident Based Reporting System (TIBRS) is the method whereby the state collects data on crime incidents and the elements associated with the incident.

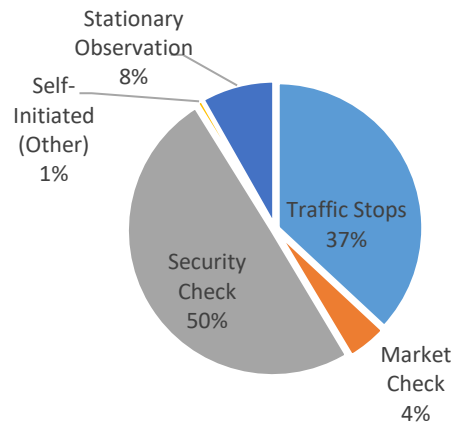
<b>TIBRS/NIBRS Offense Overview January 2025</b>	<b>Offense Totals</b>	<b>181</b>
	<b>Number Cleared</b>	<b>108</b>
	<b>Percent Cleared</b>	<b>59.67%</b>
	<b>Total Arrests</b>	<b>195</b>
	<b>Adult Arrests</b>	<b>179</b>
	<b>Juvenile Arrests</b>	<b>16</b>
	<b>Unknown Age</b>	<b>0</b>

Group A Offenses		Offenses		Arrests		Group A Offenses		Offenses		Arrests	
		Reported	Cleared	Adult	Juv			Reported	Cleared	Adult	Juv
<b>Crimes Against Persons</b>						<b>Crimes Against Property</b>					
Murder		0	0	0	0	Arson		0	0	0	0
Negligent Manslaughter		0	0	0	0	Bribery		0	0	0	0
Negligent Vehicular Manslaughter		0	0	0	0	Burglary		2	0	0	0
Kidnapping/Abduction		0	0	0	0	Counterfeiting/Forgery		1	1	0	0
All Rape		2	0	0	0	Destruction/Damage/Vandalism		7	2	0	0
Criminal Sexual Contact		2	1	0	0	Embezzlement		0	0	0	0
Incest		0	0	0	0	Extortion/Blackmail		3	0	0	0
Statutory Rape		0	0	0	0	Fraud - False Pretenses		6	1	1	0
Aggravated Assault		11	9	4	1	Fraud - Credit Card/ATM		0	0	0	0
Simple Assault		25	18	3	0	Fraud - Impersonation		0	0	0	0
Intimidation		29	20	0	2	Fraud - Welfare		0	0	0	0
Stalking		0	0	0	0	Fraud - Wire		0	0	0	0
Commercial Sex Acts		0	0	0	0	Fraud - Identity Theft		0	0	0	0
Involuntary Servitude		0	0	0	0	Fraud - Computer Hacking/Invasion		0	0	0	0
						Robbery		0	0	0	0
<b>Group A Offenses</b>		<b>Offenses</b>		<b>Arrests</b>		Theft - Pocket-picking		0	0	0	0
		Reported	Cleared	Adult	Juv	Theft - Purse Snatching		0	0	0	0
<b>Crimes Against Society</b>						Theft - Shoplifting		4	4	4	0
Animal Cruelty		1	1	1	0	Theft From Building		1	1	0	0
Drug/Narcotic Violations		34	23	15	5	Theft From Coin Machine		0	0	0	0
Drug/Narcotic Equipment Violations		32	19	1	0	Theft From Motor Vehicle		0	0	0	0
Gambling - Betting/Wagering		0	0	0	0	Theft of Motor Vehicle Parts		2	0	0	0
Gambling - Operating/Promoting		0	0	0	0	Theft - All Other Larceny		5	0	0	0
Gambling - Equipment Violations		0	0	0	0	Motor Vehicle Theft		1	1	0	0
Gambling - Sports Tampering		0	0	0	0	Stolen Property Offenses		3	2	1	1
Pornography/Obscene Material		2	0	0	0	<b>TOTAL GROUP A OFFENSES</b>		<b>181</b>	<b>108</b>	<b>33</b>	<b>9</b>
Prostitution		0	0	0	0						
Prostitution Assisting/Promoting		0	0	0	0	<b>Group B Arrests</b>		<b>Arrests</b>			
Purchasing Prostitution		0	0	0	0			<b>Adult Juv</b>			
Weapon Law Violations		8	5	3	0	<b>Offense</b>					
						Bad Checks		0 0			
						Curfew/Vagrancy		0 0			
						Disorderly Conduct		0 0			
						DUI		8 0			
						Drunkenness		0 0			
						Family-Non Violent		1 0			
						Liquor Law Violations		0 0			
						Peeping Tom		0 0			
						Trespass		1 0			
						All Other Offenses		136 7			
						<b>TOTAL GROUP B ARRESTS</b>		<b>146 7</b>			

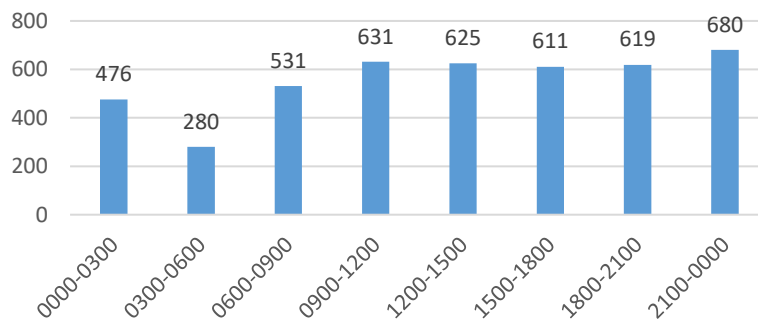
## PATROL/K-9/TRAFFIC

	Jan-25	Jan-24	+/-
<b>Total WCSO CAD Activity</b>	5427	5318	109
<b>Patrol/K-9/Traffic Activity</b>	4453	4522	-69
<b>% Patrol of All Agency Activity</b>	82.05%	85.03%	-2.98%
<b>Traffic Stops</b>	1209	1027	182
<b>Market Check</b>	147	118	29
<b>Security Check</b>	1628	1871	-243
<b>Self-Initiated (Other)</b>	21	22	-1
<b>Stationary Observation</b>	269	343	-74
<b>Total Patrol Self-Initiated Activity</b>	3274	3381	-107
<b>% Patrol Activity Self-Initiated</b>	73.52%	74.77%	-1.24%
<b>Avg Response Time Assigned to Arrival</b>	12:24	15:06	-02:42
<b>Avg Response Time Enroute to Arrival</b>	11:03	13:21	-02:18

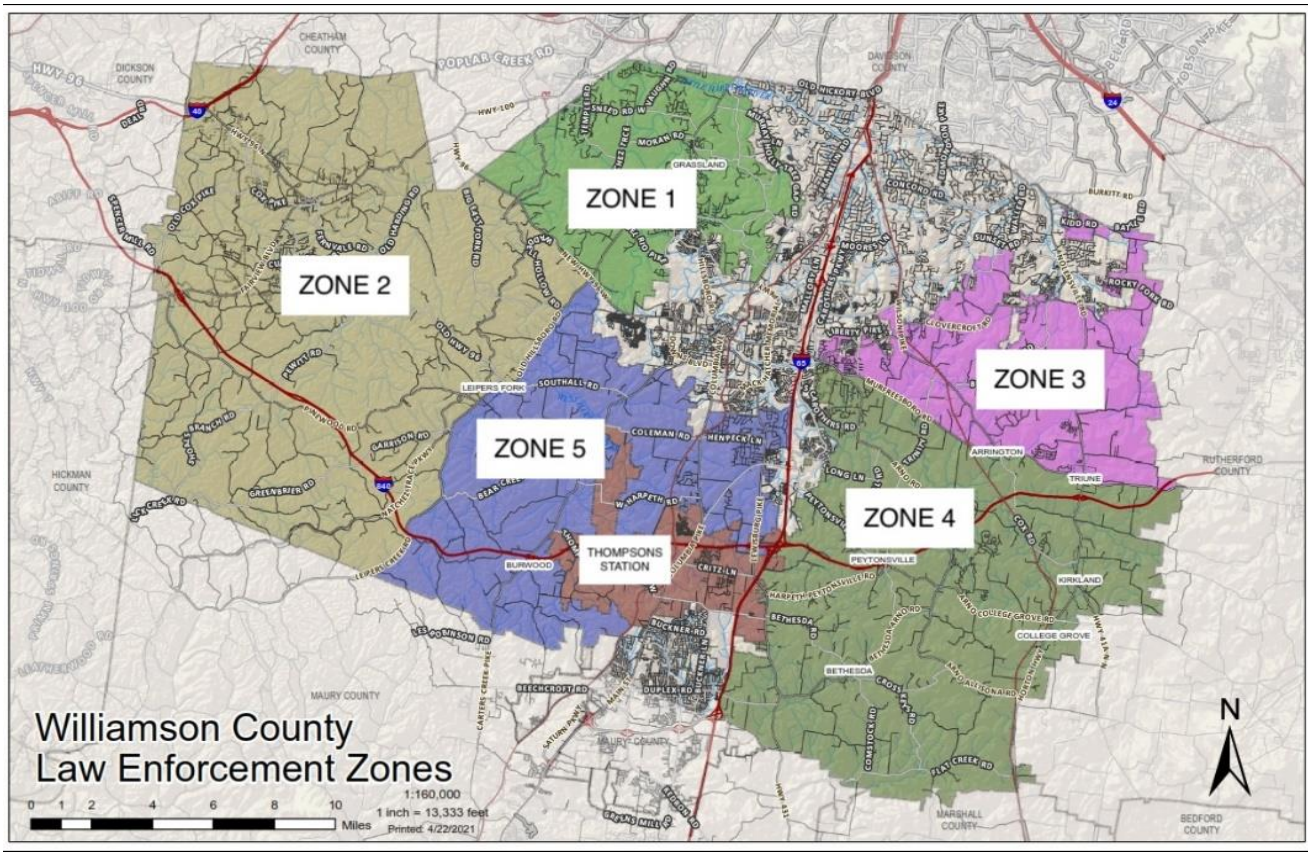
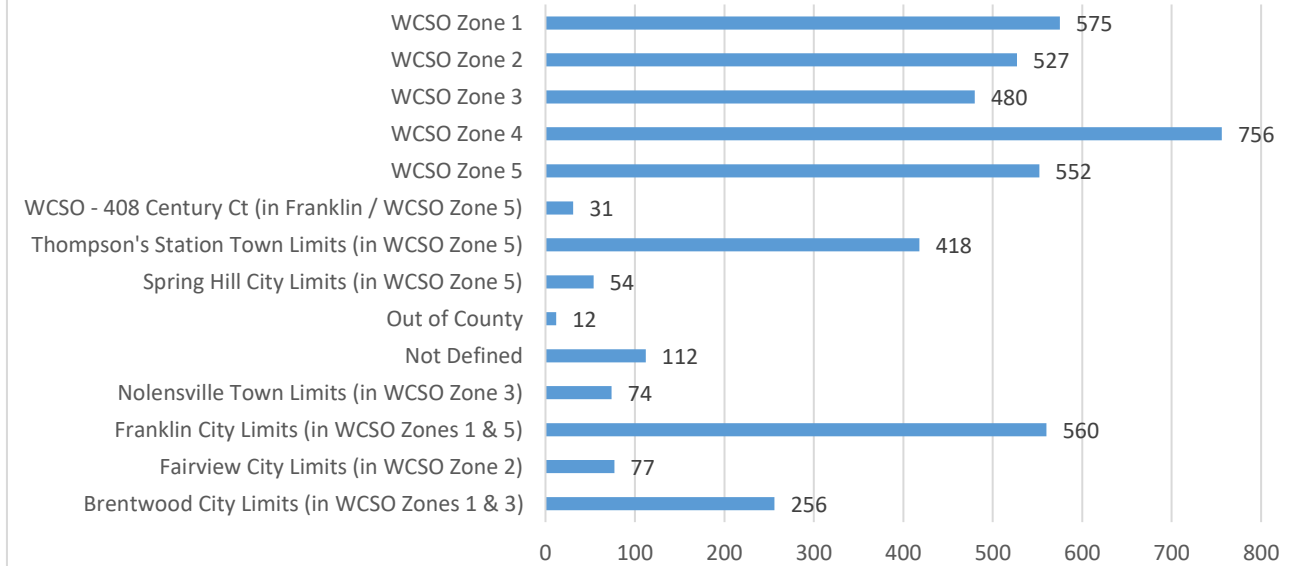
Patrol/K-9/Traffic Self-Initiated Activity  
January 2025



Patrol/K-9/Traffic Activity by Hour of Day  
January 2025

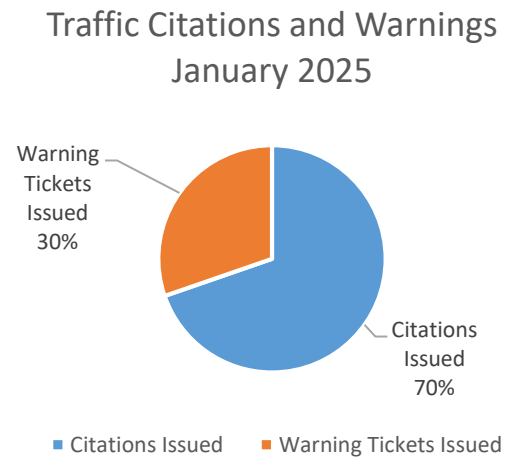
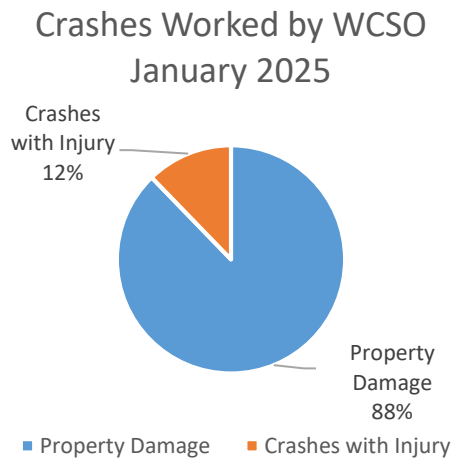


## Patrol/K-9/Traffic Activity by Area January 2025



### Traffic Efforts, K-9 Utilizations

	Jan-25	Jan-24	+/-
Crashes Worked by WCSO	98	89	9
Property Damage	86	75	11
Crashes with Injury	12	14	-2
DUI Arrests	12	4	8
Citations Issued	421	372	49
Warning Tickets Issued	183	110	73
K-9 Utilizations	15	19	-4



### Mental Health Co-Responder

Since 2022, WCSO partners with Volunteer Behavioral Health Care System through grant funding for a co-responder program to improve response to mental health crises in this county. The co-responder position is vacant as of the end of September 2024. Until VBHCS fills this position or an alternative solution is found, WCSO is utilizing Tennessee's Mobile Crisis Services when needed. No co-responder monthly data is available during this vacancy (October 2024 to current).



## INVESTIGATIONS

	ACTIVITY	Jan-25	Jan-24	+/-
Investigations	New Cases Assigned	31	68	-37
	Cases Worked <i>(incl. monthly carryover)</i>	219	229	-10
	Cases Unfounded	10	16	-6
	Cases Cleared by Exception	7	6	1
	Cases Cleared by Arrest	3	10	-7
	School Involvements	12	8	4
Digital Forensics	Devices Submitted to DF Lab	36	38	-2
	Data Examined <i>(Terabytes)</i>	2.7	2.45	0.25
Internet Crimes Against Children	ICAC New Cases	6	3	3
	ICAC Subpoenas Served	3	2	1
	ICAC Search Warrants Executed	6	2	4
Polygraph	Pre-Employment	12	10	2
	Criminal or Internal	0	0	0

	ACTIVITY	Jan-25	Jan-24	+/-
Narcotics Investigations	Daytime Narcotics Incidents	62	62	0
	After-Hours Narcotics Call-Outs	11	12	-1
	Undercover Buy Operations	6	0	6
	Pending Grand Jury Indictments	9	4	5
	Search Warrants Executed <i>(Includes Digital Devices)</i>	5	10	-5

	ACTIVITY	Jan-25	Jan-24	+/-
Crime Analysis	Criminal Intel Requests	24	45	-21
	Public Records/Stat Requests/Other	3	2	1
Records	Public Records Requests	155	128	27
	Background Checks	99	66	33
	Public Fingerprints	20	32	-12
	Expungements Received	148	1635	-1487
	Reports Reviewed or Processed	555	488	67
Evidence	Cases Processed with Evidence	58	57	1
	Dash/Body Cam Video Requests	4	4	0

Note: In July, WCSO began transitioning to a new body and dash cam video system. During this process, videos from the previous system are not fully available and requests cannot be processed during this time. Video request totals are also pending. WCSO is actively working to resolve this and will respond to requests as soon as possible and update totals in future monthly reports.



## SPECIAL OPERATIONS

### Aviation

Regular patrol flights occurred throughout the month, in addition to several notable missions. In early January, Air1 assisted Spring Hill PD with a middle of the night search for suspects in a residential burglary, and then flew the area again during the daytime to look for additional suspects. Air1 also aided Franklin PD on January 20<sup>th</sup> when the Arms and Ammo gun store was burglarized, providing overwatch search of the foot pursuit. Additional flights included successfully locating a suspect in a reckless driver/hit and run call, and critical support in pre-operational planning and/execution of search warrants with CID and Narcotics.

Aviation	ACTIVITY	Jan-25	Jan-24	+/-
	Pursuit/Search & Overwatch	5	0	5
	Missing Person Searches	1	0	1
	Patrol and Training	11	4	7
	Assist Other Agencies	3	0	3
	Maintenance & Parts Runs	1	1	0
	Funeral or Ceremony Flyovers	0	0	0
	School or Public Events	0	0	0
	Parades	0	0	0
	Water Rescues	0	0	0
	Avionics Meetings	0	1	-1
	Total Flights	12	4	8
	Total Flight Mission Objectives	21	5	16

### SWAT, Swift Water Rescue, Crisis Negotiations, and Honor Guard

SWAT activity included a callout for a narcotics search warrant and two ten-hour training days.

Swift Water Rescue and Crisis Negotiations had no activations.

Honor Guard conducted an eight-hour group training day for drill ceremony.

## SCHOOL RESOURCE OFFICERS (SRO) & CRIME PREVENTION

### SRO Activity

SRO ACTIVITIES	SYSTEM	ELEM	MIDDLE	HIGH	TOTAL
Special Event Security and Attendance	WCS	12	95	57	164
	FSSD	0	18	N/A	18
Faculty Assistance	WCS	1019	397	572	1988
	FSSD	174	51	N/A	225
Student Assistance	WCS	785	236	484	1505
	FSSD	122	28	N/A	150
Classroom Lectures	WCS	37	0	2	39
	FSSD	8	1	N/A	9
Reported Offenses	WCS	5	16	21	42
	FSSD	1	5	N/A	6
In-School Arrests	WCS	0	2	6	8
	FSSD	0	0	N/A	0
Other Activities	WCS	449	134	298	881
	FSSD	48	33	N/A	81

### Crime Prevention

Schools returned from winter break and Pearre Creek Elementary became the second school participating in the DARE program. Allendale met a milestone by marking the half-completion of their DARE curriculum. Our consistently popular internet safety lectures were presented for Crockett Elementary and were met with great enthusiasm.

The community of McDaniel Farm made initial steps to creating a neighborhood watch, with plans to continue establishing the program. Lake Colonial Estates invited WCSO to their HOA meeting where they presented the Sheriff's Office with a certificate of appreciation. Rest assured that the appreciation is mutual. Additionally, Laurelbrooke community held their monthly neighborhood watch meeting as part of the joint effort in keeping their community both desirable and safe.

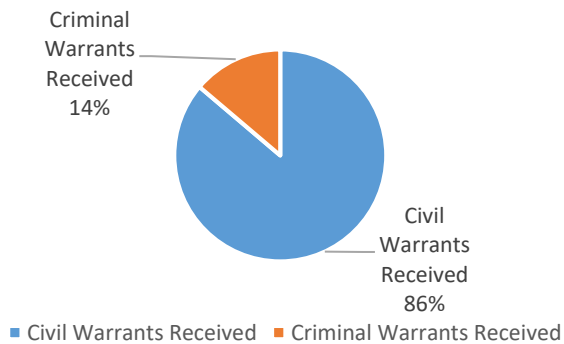
As always, the convenience centers were checked to replace any boxes if needed and to restock personal-sized litterbags. Crime Prevention spent approximately 23 hours in community immersion for the month.

## COURT SERVICES

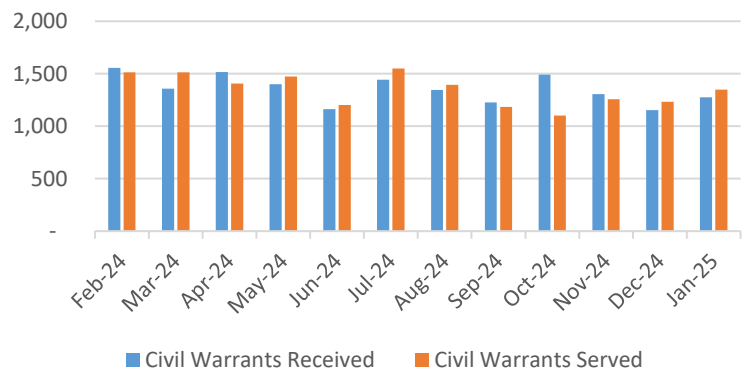
Court Services	ACTIVITY	Jan-25	Jan-24	+/-
	Court Dockets	111	125	-14
	Inmates Before the Court	377	373	4
	Out of County Transports	88	79	9
	Warrants Served	79	87	-8
	Mental Health Transports	15	15	0
	Out of State Extraditions	5	1	4
Warrants	Civil Warrants Received	1,274	1,339	-65
	Civil Warrants Served	1,347	1,402	-55
	Orders of Protection Served	20	28	-8
	Out of County Transports	3	*NC	*NC
	Subjects Arrested	57	56	1
	Criminal Warrants Received	204	81	123
	Warrants Served - Division	72	65	7
	Warrants Served - Agency	165	168	-3
	Active Criminal Warrants	5,506	5,764	-258

\*NC = not calculable

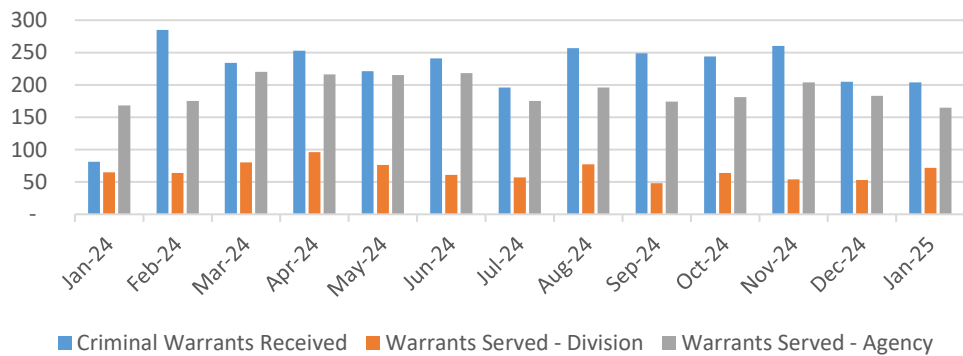
Warrants Received by WCSO  
January 2025



Civil Warrants Received & Served



Criminal Warrants Received & Served

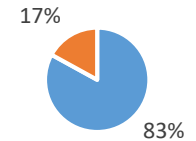


## DETENTION

	ACTIVITIES	Jan-25	Jan-24	+/-
Population	Average Daily Pop	293	327	-34
	Avg Male Pop	244	265	-21
	Avg Female Pop	50	63	-13
Bookings	Total Booked	390	512	-122
	Males Booked	297	365	-68
	Females Booked	93	147	-54
Releases	Total Released	360	503	-143
	Males Released	267	361	-94
	Females Released	93	142	-49
Warrant Service	Warrants Served by Detention	23	15	8
Medical	Dental Visits (Outside)	0	7	-7
	In-House Dental Visits	0	N/A	*NC
	Medical Appts/Procedures (Outside)	8	13	-5
	In-House Provider Visits	38	10	28
Kitchen	Total Meals Served <i>includes Juvenile Detention</i>	30,110	31,236	-1,126
	Avg Meal Cost per Meal	\$1.90	\$3.00	-\$1.10
	Avg Meal Cost per Inmate per Day	\$5.70	\$9.00	-\$3.30
Detention Transports	Total Transports	18	23	-5
	Scheduled	8	12	-4
	Emergency/Unscheduled	10	11	-1
	Total Staff Hours	47.5	162.5	-115
Litter Grant	Total Workers Utilized	45	82	-37
	Dump Sites Removed	5	2	3
	Litter Collected (lbs)	5,175	6,260	-1,085
	Recycling Collected (lbs)	3325	525	2800
	County Roads Cleaned (miles)	5.3	10.2	-4.9
	State Roads Cleaned (miles)	3.7	5.9	-2.2
	Cemeteries Cleaned/Mowed	0	0	0

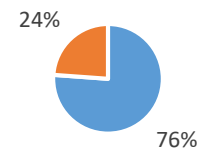
\*NC = Not Calculable

Population Averages  
January 2025



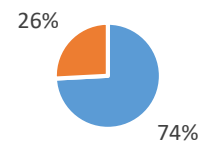
■ Avg Male Pop  
■ Avg Female Pop

Detention Bookings  
January 2025

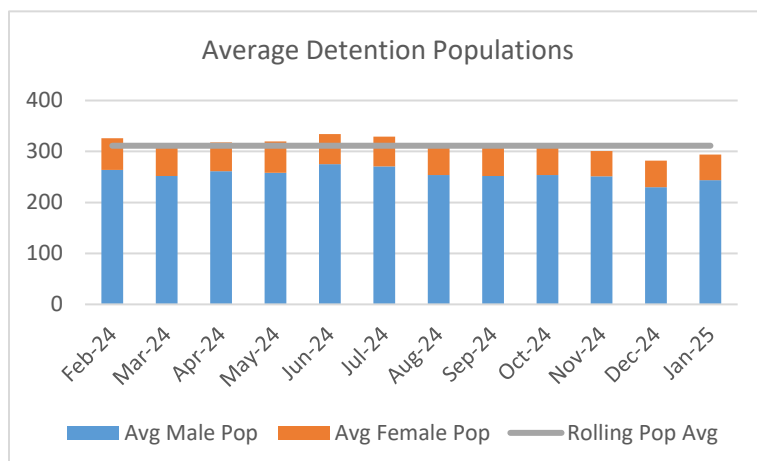


■ Males Booked  
■ Females Booked

Detention Releases  
January 2025



■ Males Released  
■ Females Released



### Litter Highlights:

Litter crew assisted the Mid-Cumberland Food Bank with a food giveaway event on January 17<sup>th</sup>, 2025.

A two-day landscaping project was completed at McGavock Confederate Cemetery to encircle all headstones and monuments with pine straw.

Litter conducted the Kroger supply run on behalf of Detention's kitchen staff on January 7<sup>th</sup>

Inclement weather and an inmate worker shortage impacted January activities.

## TRAINING

TRAINING EVENTS	ATTENDEES		
	Jan-25	Jan-24	+/-
Agency Hosted Training (40 HRS)			0
Agency Hosted Training (16 HRS)			0
Agency Hosted Training (9 HRS)			0
Agency Hosted Training (4 HRS)			0
Agency Hosted Training (2 HRS)			0
Annual Firearms, Red Dot Transition (16 HRS)			0
Annual Rifle (8 HRS)			0
Basic GLOCK Operator's Course (32 HRS)			0
Basic Rifle Operator's Course (24 HRS)	9		9
Continuing Ed (8 HRS/Day)			0
Detention Training Academy (80 HRS or Varied)	19	12	7
Detention Training Academy (36 HRS)			0
Emergency Vehicle Operations (2 HRS)			0
Glock Swap (2 HRS)			0
New Handgun Issue (1 HR)	5		5
Open Range (4 HRS)		6	-6
Other Training (AXON, Mental Health, Etc.) (3 HRS)			0
Outside of the Agency Training (Varied)			0
P.O.S.T. In-Service (24 HRS)			0
Remedial Firearms Training (8 HRS)			0
Staff Continuing Education Training (Varied)	4		4
SSGT Level 1 Defensive Tactics (24 HRS)	4		4
SSGT Level 2 Defensive Tactics (24 HRS)	1		1
TASER (10 HRS)	7		7
T.C.I. In-Service (40 HRS)			0
Total Personnel Trained	49	18	31
Total Training Hours Obtained	1409	888	521

Prepared: 02/18/2025 by Crime Analyst #2242

Sources: Central Square CAD, Southern Software RMS (records management system) and JMS (jail management system), TITAN (Tennessee Integrated Traffic Analysis Network) repository, Crime Insight (Tennessee Crime Online Statistics Website/TIBRS repository), as well as WCSO division command staff and additional personnel.